



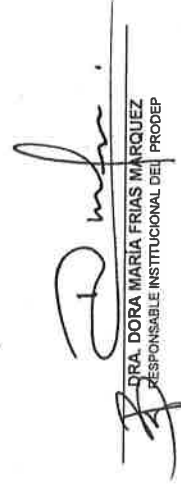
**UNIVERSIDAD JUÁREZ AUTÓNOMA DE TABASCO**  
**PROGRAMA DE MEJORAMIENTO DEL PROFESORADO**

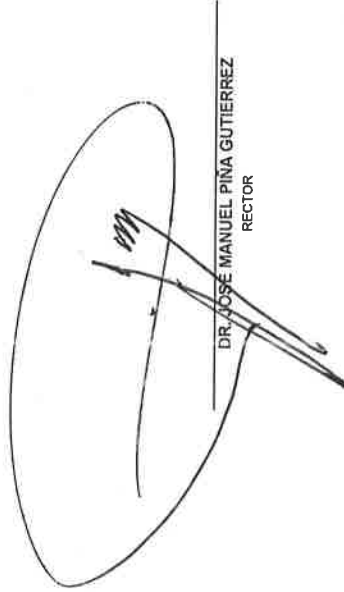
Informe Financiero Parcial : No. 99

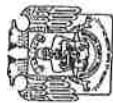
Con corte al: 30 de Junio de 2016

RUBROS	Fomento a la Gen. y Apli. del Conoc.	Becas de Fomento a la Perm.	Recon. a la Calidad del Trabajo	Apoyo Mensual Complem.	Servicios	Materiales	Bienes Muebles	Acervos Bibliog.	Manutención	Cuota Compens.	Inscripción	Colegiatura	Seguro Médico	Transporte y Viáticos	Material Didáctico	Beca Tests	Graduación y Titulación	Serv. Educ.	TOTAL
PROFESORES										49,941.96		63,875.00							113,816.96
PROFESORES									29,064.00	73,339.00	2,000.00	10,000.00		878.00	19,979.00				135,259.00
PROFESORES									48,875.00	11,730.00									60,605.00
DSAN103.57143316									29,064.00	31,500.00		10,000.00			10,000.00				80,564.00
DSAN103.57147268							36,127.00	4,000.00											40,127.00
DSAN103.57147052	101,777.47																		101,777.47
DSAN103.571471341																			-
DSAN103.571471745																			-
DSAN103.571471974																			-
DSAN103.57145902																			-
DSAN103.571470048																			-
DSAN103.57156416									29,064.00	16,368.00									45,432.00
DSAN103.57156500																			-
DSAN103.57155883	307,470.49	186,000.00					19,997.24	1,000.00											513,467.73
DSAN103.571570452	39,117.09	132,000.00	40,000.00			43,408.60	63,999.71												254,525.69
DSAN103.571571101					64,748.00	2,232.71	482,837.18							128,094.13		1,399.00			266,473.55
DSAN103.57155085					2,980.00	2,980.00	36,126.77												488,816.18
DSAN103.571570346																			36,126.77

TOTAL POR RUBRO	448,365.05	318,000.00	40,000.00	0.00	64,748.00	5,221.71	710,268.81	7,890.00	136,067.00	162,877.96	2,000.00	83,875.00	0.00	128,972.13	29,979.00	1,399.00	0.00	0.00	2,159,763.66
-----------------	------------	------------	-----------	------	-----------	----------	------------	----------	------------	------------	----------	-----------	------	------------	-----------	----------	------	------	--------------

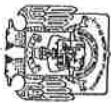
  
**DRA. DORA MARÍA FRÍAS MÁRQUEZ**  
 RESPONSABLE INSTITUCIONAL DEL PROPEP

  
**DR. JOSÉ MANUEL PINA GUTIÉRREZ**  
 RECTOR



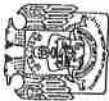
**UNIVERSIDAD JUÁREZ AUTÓNOMA DE TABASCO**  
**PROGRAMA DE MEJORAMIENTO DEL PROFESORADO**  
**INFORME FINANCIERO ACUMULADO No. 99**  
 Con corte al: 30 de Junio de 2016

RUBROS	Fomento a la Gen. y Aplic. del Conoc.	Becas de Fomento a la Perm.	Recon. a la Calidad del Trabajo	Apoyo Mensual Complem.	Servicios	Materiales	Bienes Muebles	Acervos Bibliog.	Manutención	Cuota Compens.	Inscripción	Colegiatura	Seguro Médico	Instalación	Transporte y Viáticos	Material Didáctico	Beca Tesia	Graduación y Titulación	Serv. Educ.	TOTAL
Anexos																				
97-01-01					83,937.34		1,586,647.19													1,750,584.53
97-03-01						549.00	815,337.82	82,605.00												898,491.82
98-01-01							505,796.00				4,867.62	59,262.00	171.00	63,831.00	205,583.79	149,408.29				1,812,077.70
98-02-01							38,219.10													505,796.08
98-03-01																				38,219.10
98-04-01																				1,693,387.29
98-05-01					1,367.00	9,884.50	235,481.74	33,069.85		3,657.00	6,763.06	24,577.00	2,498.00		33,173.30	2,428.21				273,804.59
98-06-01							419,987.73			38,590.00										458,957.73
98-07-01																				1,324,149.49
98-08-01									910,288.71	56,170.52	198,481.50	67,263.85	29,571.85	9,930.00	40,521.41	27,903.16		20,580.88		471,904.00
98-11-01									238,148.00	15,286.00	56,860.00	132,726.00		8,883.00		20,000.00				670,325.45
99-01-01									598,840.00	2,877.00		7,970.00			38,608.45	30,000.00				1,091,689.86
99-02-01									891,124.00	13,902.00					103,349.16	59,325.72				275,082.00
99-04-01									263,084.00						5,998.00	10,000.00				571,206.39
99-05-01									346,328.95	9,411.96	125,927.00	24,000.00	3,480.00	16,000.00	31,300.00	11,546.44				76,724.87
99-06-02									47,750.00						20,481.99					78,080.00
99-07-01									58,080.00											443,636.28
2000-01-01									323,712.00	6,576.00	17,472.00	83,250.00			6,185.66	6,440.62				640,340.33
2000-02-01									237,806.02	105,000.00	228,750.00			13,384.16	32,649.55	20,249.60			1,901.00	133,595.74
2000-02-02									78,100.88		46,600.00				8,884.86					136,208.00
2000-03-01									136,208.00											1,773,354.63
2000-04									1,410,133.97	14,796.00	18,000.00	210,055.00		30,754.05	33,974.00	55,641.61				1,624.70
2000-04-01																				2,263,646.00
2000-05-01					2,147.30	1,158.00	157,015.89	1,142.28												161,463.47
2000-06-01																				1,304,643.54
2000-07-01									886,496.00	238,080.00	22,400.00			25,500.00	90,460.56	31,261.90		2,145.00		783,852.99
2000-09-01									584,389.15	128,316.70	10,734.96			9,050.00	10,670.01	4,912.26				1,003,632.89
2000-10-01									407,111.00	331,654.00	7,262.00	174,739.00	9,162.00		38,475.86	32,388.03				477,319.33
2000-11-01									238,384.16	51,912.33	148,908.62		10,219.63	9,362.20	11,950.00	6,564.38				151,228.00
2000-12-01									103,474.00	47,754.00										48,673.75
									24,306.00						18,244.00	6,123.75				



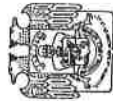
UNIVERSIDAD JUÁREZ AUTÓNOMA DE TABASCO  
PROGRAMA DE MEJORAMIENTO DEL PROFESORADO  
INFORME FINANCIERO ACUMULADO No. 99  
Con corte al: 30 de Junio de 2016

RUBROS	Fomento a la Gen. y Aplic. del Conoc.	Becas de Fomento a la Perm.	Recon. a la Calidad del Trabajo	Apoyo Mensual Complem.	Servicios	Materiales	Bienes Muebles	Acervos Bibliog.	Manutención	Cuota Compens.	Inscripción	Colegiatura	Seguro Médico	Instalación	Transporte y Viáticos	Material Didáctico	Beca Testis	Graduación y Titulación	Serv. Educ.	TOTAL	
2001-01-01										54,576.00					5,482.00	6,970.46				67,038.46	
2001-02-01									487,472.45	180,312.04	72,315.00				3,740.00	11,650.00			130,865.46	866,384.95	
2001-03-01									707,009.54	226,070.72	6,968.60	19,512.45	22,064.93		10,043.00	7,539.27				1,000,926.72	
2001-04-01									751,918.06	334,265.27		431,706.40			63,157.90	21,770.62				1,602,668.47	
2001-05					2,183.78	6,900.39	143,020.31	1,530.00													
2001-06					3,429,125.71	101,240.62	3,927,942.75														7,458,309.06
2001-07-01									996,500.00	1,175,040.00	150,760.00	125,490.46			64,279.25	41,260.21		4,000.00	34,495.00		2,591,844.92
2001-08					1,062.65	9,666.99	66,388.47	25,136.48													102,278.59
2001-09-01									473,137.45	216,776.41	194,342.96	25,232.00			42,366.40	14,500.26					972,975.50
2001-09-02										159,720.00		70,668.81			27,068.07	10,060.75		11,000.00			278,538.43
2001-10-01									430,000.00	556,800.00	2,000.00	132,500.00			55,073.00	30,000.00		3,900.00			1,218,888.00
2002-01	15,365.00					1,697.20	156,951.17	44,364.57													217,367.94
2002-02-01									598,572.94	386,807.21	26,017.34	11,356.10	28,540.79		35,090.61	10,710.00					1,418,872.99
2002-02-02										130,680.00	27,500.00				33,622.95						192,002.95
UJATAB-USD									3,204,662.95	1,267,760.06	26,586.30	198,038.85	53,000.00		74,922.98	27,773.16		1,360.36			4,676,155.50
UJATAB-MIN									1,945,776.00	2,543,102.00	63,885.07	544,115.92			186,140.02	75,688.78					5,412,740.55
PTC-01-01	95,047.20	1,668,000.00			2,974.70	10,890.20	363,688.24	27,031.96													3,721,692.40
PTC-02-02	67,693.00	732,000.00			8,488.00		174,667.66	1,512.00													1,064,350.56
EXB-01-02		286,000.00				9,231.84	167,415.99														454,647.83
EXB-02-01	736,656.65	576,000.00		378,000.00		5,106.18	117,027.04	16,073.49													1,831,065.36
EXB-03-01		104,000.00					92,592.51	4,448.64													201,031.15
BECAS 2178									2,134,447.00	1,717,955.00	126,562.00	427,185.24			160,547.47	113,502.26		32,334.15			4,712,533.12
BECAS 2416									1,024,631.60	204,631.30	12,079.81	23,578.91	29,119.25		22,856.03	11,430.00					1,328,128.90
BECAS 2417										130,950.00	7,000.00	52,500.00			19,137.12	12,360.70		3,800.00			225,755.82
BECAS 1181									776,042.00	306,425.68	4,513.86	28,367.87	24,076.46		20,049.34	11,040.00					1,194,515.44
BECAS 2522	36,085.06	661,000.00					235,529.85	47,371.45													1,360,626.16
BECAS 189									261,576.00	235,892.00	119,286.00				7,220.20	10,000.00					633,774.20
BECAS 2179									759,292.78	264,706.59	6,060.85		17,296.00		30,715.19	10,940.00		1,960.96			1,090,958.29
BECAS 371															463,931.55						453,931.55
BECAS 503										807,529.00	56,925.00	1,570,088.84			75,836.12	92,697.76		82,500.00			2,715,677.72



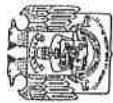
**UNIVERSIDAD JUÁREZ AUTÓNOMA DE TABASCO**  
**PROGRAMA DE MEJORAMIENTO DEL PROFESORADO**  
**INFORME FINANCIERO ACUMULADO No. 99**  
 Con corte al: 30 de Junio de 2016

RUBROS	Fomento a la Gen. y Aplic. del Conoc.	Becas de Fomento a la Perm.	Recon. a la Calidad del Trabajo	Apoyo Mensual Complem.	Servicios	Materiales	Bienes Muebles	Reserv. Bibliog.	Manutención	Cuota Compens.	Inscripción	Colegiatura	Seguro Médico	Instalación	Transporte y Viáticos	Material Didáctico	Beca Tesis	Graduación y Titulación	Serv. Educ.	TOTAL
ANEXOS																				
RPTC-2657						857.91	127,927.24	10,112.40												138,897.45
AINPTC-168	183,123.38	144,000.00					31,829.46													358,952.86
AINPTC-1401	602,000.33	595,500.00	238,500.00				171,883.43	14,165.46												1,591,929.92
BECAS 1139									515,886.00	569,539.00	90,507.75	51,000.00			5,272.00	13,947.05		14,320.00		1,260,775.80
AREP 1402	2,458.19	96,000.00					27,519.98													125,978.17
BECAS 2140									130,800.00	53,800.00		8,000.00			4,615.00	10,000.00				204,215.00
BECAS 1140									762,375.10	320,397.49	1,398.10	34,962.16	33,004.40		16,207.83	25,846.91				1,205,610.99
BECAS 2608									2,185,346.27	783,241.87	1,960.32	51,022.75	100,723.02		58,660.69	25,937.96		21,490.63		3,195,983.51
LIJATAB-CA/14/1548/755/8					231,377.35	60,576.05	39,865.36								555,171.94					887,010.60
AINPTC 1938	22,643.74																			22,643.74
AINPTC 2245	157,526.83																			157,526.83
AINPTC 2373	229,765.01	132,000.00	69,514.00				61,663.00	5,402.00												494,314.01
AREP-2388	230,108.23	144,000.00	84,000.00				35,338.50													493,447.73
AINPTC 2447	36,301.61																			36,301.61
INPTC 2523	8,912.50	88,000.00																		96,912.50
RAPTCPO 2529						20,091.59		14,279.00												34,370.59
AINPTC 2582	2,556,834.43	1,435,498.00	391,490.00		4,085.93		159,468.97	5,000.00												4,556,349.33
AREP 2727	256,100.49	144,000.00					39,576.15													439,676.64
AINPTC 2974	198,786.47	144,000.00	70,000.00			857.44	16,753.11													439,676.64
AINPTC 2248	70,260.22																			70,260.22
AREP 2359	22,724.00																			22,724.00
BECAS 1592									537,690.00	267,540.00		95,600.00			15,089.00	25,999.03				949,936.03
BECAS 1593									2,711,859.40	1,208,576.29	864.90	76,705.47	81,040.12		70,278.97	39,865.42				4,189,287.57
BECAS 1594									258,910.27	517,965.86					8,500.00	10,994.34				794,373.47
2935																				26,897.95
RAPTCPO 1498						18,949.13	45,928.50													63,977.63
AREP 455	143,899.68	72,000.00																		215,899.68
AREP 1680	55,467.25	144,000.00					4,898.00													204,365.25
RAPTCPO 1836						29,099.50	285,361.45	2,170.00												294,651.33
AINPTC 1905	137,413.85	288,000.00					69,291.24	5,000.00												499,704.89



UNIVERSIDAD JUÁREZ AUTÓNOMA DE TABASCO  
PROGRAMA DE MEJORAMIENTO DEL PROFESORADO  
INFORME FINANCIERO ACUMULADO No. 99  
Con corte al: 30 de Junio de 2016

RUBROS	Fomento a la Gen. y Aplic. del Conoc.	Becas de Fomento a la Perm.	Recon. a la Calidad del Trabajo	Apoyo Mensual Complem.	Servicios	Materiales	Bienes Muebles	Acervos Bibliog.	Mantenimiento	Cuota Compens.	Inscripcion	Colegiatura	Seguro Médico	Instalacion	Transporte y Viaticos	Material Didactico	Beca Tesis	Graduación y Titulación	Serv. Educ.	TOTAL
AREP 2935						5,108.23	2,496.00													5,108.23
AINPTC 0090	221,853.26	144,000.00					6,545.98	4,236.00												2,498.00
AINPTC 0401	5,960.85																			376,635.26
RAPTCPD 420							108,259.74													5,960.85
BECA 2049									588,410.00	119,062.00						10,840.00				108,259.74
BECA 1978									247,044.00	347,500.00	12,500.00	107,500.00			5,000.00	10,000.00				725,432.00
BECA 1829									181,650.00	188,632.00					5,000.00	9,992.25				729,544.00
RAPTCPD 1624					3,450.00	2,759.97	363,188.05	5,000.00												386,281.25
RAPTCPD 1902						14,034.76	1,097,408.02	61,304.98												404,377.02
AREP 2417	1,170,167.73	458,454.02	281,000.00		9,064.60	23,415.48	350,557.29	2,803.00												1,172,747.76
AINPTC 2598	1,349,617.02	504,000.00	387,000.00		7,355.40	239,759.76	10,389.50													2,293,462.92
AINPTC 3088		48,000.00					25,691.27													2,471,520.68
AREP 2731	41,500.30		60,000.00				15,914.00													73,891.27
AREP 3189	731,987.15	286,000.00	224,000.00		2,000.00		139,237.89	13,816.00												117,414.30
BECAS 3190									1,271,500.00	1,200,854.00	15,970.00	486,500.00			20,000.00	49,927.75				1,399,021.04
AINPTC 1233	54,008.51																			3,025,165.75
AINPTC 1837	518,632.19	144,000.00					3,988.88	35,225.01												54,088.91
RAPTCPD 3047					4,000.00	4,149.05	678,584.20	80,781.00												701,656.08
AINPTC 3188	476,532.77		60,000.00		8,000.00		31,981.88	8,017.42												737,514.25
AREP 3375	215,346.42						39,797.13													584,932.07
RAPTCPD 1833	248,220.54						25,645.94	5,840.00												265,143.55
LUJAT-CA-15/CA-176					196,107.01	67,106.42	36,342.30	9,904.54			7,980.00				196,896.86	5,500.00				280,706.48
AREP 3945	535,721.32	150,000.00	120,000.00				79,987.42													482,607.13
BECAS 4312									569,112.00	1,078,128.00	1,500.00	161,100.00			14,072.50	36,625.97				885,708.74
BECAS 4311									846,178.17	274,284.68	35,589.72		33,649.05		41,246.40	19,833.60				2,250,538.47
RAPTCPD 3661					35,676.00		1,574,904.30	58,964.46												1,350,704.62
AINPTC 3984	34,880.75	72,000.00					30,338.92	9,881.08												1,769,544.76
AREP 4303	568,827.16	144,000.00	119,000.00				44,516.45	21,885.00												146,960.75
AREP 4376	171,899.32	552,000.00			10,840.26		463,827.34	56,884.75												896,028.61



**UNIVERSIDAD JUÁREZ AUTÓNOMA DE TABASCO**  
**PROGRAMA DE MEJORAMIENTO DEL PROFESORADO**  
**INFORME FINANCIERO ACUMULADO No. 99**  
 Con corte al: 30 de Junio de 2016

RUBROS	Fomento a la Gen. y Aplic. del Conoc.	Becas de Fomento a la Perm.	Recon. a la Calidad del Trabajo	Apoyo Mensual Complem.	Servicios	Materiales	Bienes Muebles	Acervos Bibliog.	Manutención	Cuota Compen.	Inscripcion	Collegiatura	Seguro Médico	Instalacion	Transporte y Viaticos	Material Didactico	Beca Tenis	Graduación y Titulación	Serv. Educ.	TOTAL	
ANEXOS																					
RAPTCPD 4963					2,001.00	11,300.00	1,019,351.38	98,008.00													1,127,650.38
BECAS 5301									764,629.50	313,739.49	5,686.36	16,811.07	40,179.06		18,100.61	17,220.00					1,176,366.12
BECAS 5407									239,770.00	170,843.00											410,421.00
BECAS 5300									691,650.02	189,706.03	99,784.70	137,598.24	30,488.00		12,130.00						1,161,647.99
AINPTC 7315	692,290.77	216,000.00			75,400.01	278,748.85	78,076.28	13,336.00			19,400.00				287,590.29						1,159,612.05
AIRCA 1066 CA/56/222/17/185/191								9,916.00			18,000.00	237,697.00			14,279.00	30,000.00					1,014,419.40
BECAS 5546									523,152.00	669,708.00	18,000.00	237,697.00									1,710,553.00
AINPTC 3702	1,353,739.22	792,500.01	264,000.00		4,999.80		395,512.41	17,818.52													2,828,789.76
AREP 3705	518,566.22	72,000.00	188,000.00		36,000.00		39,861.78	9,200.00													807,618.00
RAPTCPD 4456							1,027,546.99	21,351.80													1,085,098.59
BECAS 5538									1,149,760.40	522,998.18			26,733.00		32,900.00						1,732,391.58
AIRCA 6660 CA/22/82/29/230/24/2					153,850.00	96,250.00	59,789.72				7,470.00				79,145.22						486,654.94
AINPTC 6695	107,152.91	144,000.00	60,000.00				163,577.26	8,000.00													502,730.19
AINPTC 3683	3,535,661.11	1,949,000.00	515,000.00			8,697.00	1,560,191.63	67,748.55													7,636,298.29
AIRCA 2152 CA/20/15/17/18/17					47,326.02	218,343.87	190,302.82				23,124.00				319,674.70						990,851.41
AINPTC 4379							1,084,439.94	12,658.00													1,105,909.94
AIRCA 4610 CA/23/12/39					65,816.00	20,903.23	62,817.32				9,800.00										340,680.28
AINPTC 8115	1,771,541.77	570,000.00	225,000.00		4,000.00	332.20	292,620.92								136,463.73						2,869,494.89
AINPTC 8116	103,843.89	72,000.00					47,037.06	4,999.93													227,880.48
AINPTC 9747	211,286.07						34,498.88	4,000.00													321,764.95
AIRCA 4864 CA-195						188,822.89															166,822.69
PIPROMEPI03.5/1																					150,593.12
3/5286 CA 240/15					10,000.00	1,400.00		15,800.00							53,830.03						69,763.09
PIPROMEPI03.5/1																					669,225.31
3/7287 CA					149,948.77	234,292.06	182,596.10				3,491.18				79,007.20						160,117.70
PIPROMEPI03.5/1																					1,321,888.64
3/95073 CA 2/10							80,117.72	79,998.98													2,177,720.99
3/5781									494,098.00	1,578,988.00	5,575.00	71,855.00			65,606.36	9,188.10					1,514,982.62
PIPROMEPI03.5/1									789,645.00	552,845.21	7,678.14	49,410.45	24,244.84		99,154.26	33,204.82					364,962.32
3/6525											12,697.96	67,876.74			16,925.30	20,000.00					1,265,662.65
PIPROMEPI03.5/1																					8,795,684.38
3/6535																					
3/6536																					
3/6442																					
PIPROMEPI03.5/1	2,840,442.19	3,386,459.00	352,971.97			26,100.95	2,287,151.27	128,580.00													