



UNIVERSIDAD JUÁREZ AUTÓNOMA DE TABASCO
PROGRAMA DE MEJORAMIENTO DEL PROFESORADO

Informe Financiero Parcial : No. 98
Con corte al: 31 de Marzo de 2016

RUBROS	Fomento a la Gen. y Aplic. del Conoc.	Becas de Fomento a la Perm.	Recon. a la Calidad del Trabajo	Apoyo Mensual Complem.	Servicios	Materiales	Bienes Muebles	Acervos Bibliog.	Manutención	Cuota Compens.	Inscripcion	Coligatura	Seguro Médico	Transporte y Viaticos	Material Didactico	Beca Testis y Titulación	Graduación Serv. Educ.	TOTAL
5781									102,266.16					3,376.01				105,642.17
5782									29,064.00	108,776.00				5,593.99				143,433.99
5783									98,900.00	23,736.00			4,594.86					127,230.86
5784									29,064.00	31,500.00								60,564.00
5785					2,150.00									36,892.00				38,042.00
5786														6,379.49				6,379.49
5787																		
5788																		
5789									29,064.00	16,368.00								45,432.00
5790									201,000.00	48,240.00			4,594.86					253,834.86
5791		6,656.64				46,633.66												53,300.30
5792		30,000.00																30,000.00
5793					52,381.60									32,125.34				84,510.94
TOTAL POR RUBRO	0.00	36,656.64	0.00	0.00	54,531.60	46,633.66	0.00	0.00	387,092.00	330,886.16	0.00	0.00	9,188.72	84,370.83	0.00	0.00	0.00	949,370.61

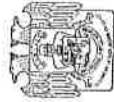

DRA. DORA MARIA FRIAS MARQUEZ
 RESPONSABLE INSTITUCIONAL DEL PRODEP


DR. JOSÉ MANUEL PINA GUTIERREZ
 RECTOR



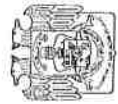
UNIVERSIDAD JUÁREZ AUTÓNOMA DE TABASCO
PROGRAMA DE MEJORAMIENTO DEL PROFESORADO
INFORME FINANCIERO ACUMULADO No. 98
 Con corte a: 31 de Marzo de 2016

RUBROS	Fomento a la Gen. y Aplic. del Conoc.	Becas de Fomento a la Perm.	Recon. a la Calidad del Trabajo	Apoyo Mensual Complem.	Servicios	Materiales	Bienes Muebles	Aervos Bibliog.	Mantenimiento	Cuota Compens.	Inscripcion	Colegiatura	Seguro Médico	Instalacion	Transporte y Viaticos	Material Didactico	Beca Testis	Graduacion y Titulacion	Serv. Educ.	TOTAL	
Anexos																					
97-01-01					83,937.34		1,666,647.19														1,750,584.53
97-03-01						548.00	815,327.82	82,655.00													898,491.82
98-01-01									1,329,954.00		4,867.62	56,262.00	171.00	63,831.00	205,583.79	149,409.29					1,812,077.70
98-02-01							505,796.08														505,796.08
98-03-01							38,219.10														38,219.10
98-04-01									1,620,325.72	3,651.00	6,763.06	24,577.00	2,469.00		33,173.30	2,428.21					1,693,387.29
98-05-01					1,367.50	9,884.50	235,481.74	33,060.85													279,804.59
98-06-01							419,997.73			38,950.00											458,957.73
98-07-01									910,296.71	59,170.32	158,831.50	67,253.85	29,571.85	9,300.00	40,521.41	27,993.16		20,580.69			1,324,149.49
98-08-01									236,148.00	15,288.00	56,860.00	132,725.00		8,883.00		20,000.00					471,904.00
98-11-01									599,840.00	2,877.00					38,608.45	30,000.00					670,325.45
99-01-01									891,124.00	13,832.00	7,970.00			15,969.00	103,349.16	59,325.72					1,091,669.88
99-02-01									263,084.00						5,998.00	10,000.00					279,082.00
99-04-01									345,328.89	9,411.95	125,927.00	24,000.00	3,480.00	16,000.00	31,300.00	11,546.44		3,200.00			571,206.39
99-06-01									47,750.00						20,481.99			8,492.88			76,724.87
99-06-02									58,080.00							20,000.00					78,080.00
99-07-01									323,712.00	6,575.00	17,472.00	83,250.00			6,185.65	8,440.62					443,636.28
2000-01-01									237,806.02	105,000.00	228,750.00			13,984.16	32,649.55	20,249.60		1,901.00			640,340.33
2000-02-01									76,100.89		46,600.00				8,894.65						133,595.74
2000-02-02									138,208.00												138,208.00
2000-03-01									1,410,133.97	14,796.00	18,000.00	210,655.00		30,754.05	33,974.00	55,641.61					1,773,354.63
2000-04							1,624.70														1,624.70
2000-04-01									24,654.84	2,174,536.71	64,454.45										2,263,646.00
2000-05-01					2,147.30	1,158.00	157,015.89	1,142.28													161,463.47
2000-06-01									896,466.00	238,080.00	22,400.00			23,500.00	90,480.96	31,591.96		2,145.00			1,304,643.54
2000-07-01									584,389.15	126,316.70	10,754.96			9,050.00	16,670.01	4,912.26		27,779.26			783,852.39
2000-09-01									401,711.00	331,634.00	7,392.00	174,730.00	9,162.00		38,475.86	32,368.03		8,260.00			1,003,632.89
2000-10-01									238,384.16	51,912.33	148,938.62		10,219.63	9,562.20	11,956.00	6,554.39					477,319.33
2000-11-01									103,474.00	47,754.00											151,228.00
2000-12-01									24,305.00						18,244.00	6,123.75					48,673.75




UNIVERSIDAD JUÁREZ AUTÓNOMA DE TABASCO
PROGRAMA DE MEJORAMIENTO DEL PROFESORADO
INFORME FINANCIERO ACUMULADO No. 98
 Con corte al: 31 de Marzo de 2016

RUBROS	Fomento a la Gen. y Aplic. del Conoc.	Becas de Fomento a la Perm.	Recon. a la Calidad del Trabajo	Apoyo Mensual Complem.	Servicios	Materiales	Bienes Muebles	Acervos Bibliog.	Manutención	Cuota Compens.	Inscripcion	Colegiatura	Seguro Médico	Instalacion	Transporte y Viaticos	Material Didactico	Beca Teals	Graduación y Titulación	Serv. Educ.	TOTAL
Anexos																				
2001-01-01										54,576.00					5,492.00	6,970.48				67,038.48
2001-02-01									487,472.45	180,372.04	72,315.00				3,740.00	11,600.00			130,895.46	866,384.95
2001-03-01									707,009.54	228,070.72	6,568.80	19,512.46	22,083.93		10,043.00	7,638.27				1,000,926.72
2001-04-01									751,818.06	334,265.27		431,709.40			63,157.90	21,720.82				1,602,668.47
2001-05					2,183.78	6,998.36	143,020.31	1,330.00												153,642.48
2001-06					3,429,125.71	101,240.82	3,927,942.75													7,456,309.08
2001-07-01									996,500.00	1,175,040.00	150,780.00	125,489.46			64,275.25	41,280.21		4,000.00	34,495.00	2,891,844.92
2001-08					1,062.65	9,686.99	65,389.47	251,304.48												102,278.59
2001-09-01									473,137.45	218,776.41	194,342.98	29,232.00			42,956.40	14,500.26				972,975.50
2001-09-02									159,720.00			70,666.81			27,090.87	10,060.75				278,538.43
2001-10-01									493,000.00	556,866.00	2,000.00	132,500.00			55,073.00	30,000.00				1,218,888.00
2002-01	15,355.00					1,697.20	155,951.17	44,364.57												217,367.94
2002-02-01									936,572.94	368,607.21	26,017.34	11,355.10	28,548.79		35,666.61	10,710.00				1,418,872.99
2002-02-02									130,680.00	27,500.00					33,822.55					192,002.55
UJATAB-USD									3,204,952.95	1,287,788.08	26,589.30	189,639.85	51,080.80		74,932.98	27,773.18			1,398.36	4,876,155.50
UJATAB-MN									1,945,776.00	2,543,102.00	83,865.07	544,115.92			185,140.02	75,688.78				5,412,740.55
PTC-01-01	959,847.28	1,660,000.00				10,990.20	393,698.24	27,031.95												3,221,692.40
PTC-02-02	67,883.00	732,000.00					174,687.56	1,512.00												1,064,350.56
EXB-01-02		286,000.00				9,231.84	167,415.99													464,647.83
EXB-02-01	738,658.65	576,000.00				5,105.18	117,027.04	16,073.49												1,831,065.36
EXB-03-01		104,000.00					92,568.51	4,448.64												201,031.15
BECAS 2178									2,134,447.00	1,171,955.00	126,562.00	427,185.24			160,547.47	113,502.26				4,712,533.12
BECAS 2416									1,024,631.60	204,991.30	12,079.61	23,578.91	29,119.25		22,358.03	11,430.00				1,326,128.90
BECAS 2417									130,950.00	7,000.00	7,000.00	52,500.00			19,137.12	12,360.70			3,808.00	225,755.82
BECAS 1181									770,042.00	336,425.88	4,513.88	26,367.87	24,076.46		20,049.34	11,940.00				1,194,515.44
BECAS 2522	361,695.06	661,000.00	55,000.00				235,598.05	47,371.45												1,360,626.16
BECAS 189									261,576.00	235,692.00	119,286.00				7,220.20	10,000.00				633,774.20
BECAS 2179									759,298.76	264,706.59	6,060.85	17,296.00			30,715.19	10,940.00			1,980.96	1,090,966.29
BECAS 371															453,931.55					453,931.55
BECAS 503									837,529.00	56,925.00	1,570,069.84				75,936.12	92,697.76				2,715,677.72



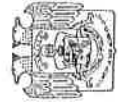
UNIVERSIDAD JUÁREZ AUTÓNOMA DE TABASCO
PROGRAMA DE MEJORAMIENTO DEL PROFESORADO
INFORME FINANCIERO ACUMULADO No. 98
 Con corte al: 31 de Marzo de 2016

RUBROS	Fomento a la Gen. y Aplic. del Conoc.	Becas de Fomento a la Perm.	Recon. a la Calidad del Trabajo	Apoyo Mensual Complem.	Servicios	Materiales	Bienes Muebles	Acervos Bibliog.	Manutención	Cuota Compens.	Inscripcion	Colegiatura	Seguro Médico	Instalacion	Transporte y Viaticos	Material Didactico	Beca Tesis	Graduación y Titulación	Serv. Educ.	TOTAL	
Anexos																					
RPTC-657						857.81	127,927.24	10,112.40												138,897.45	
AINPTC-768	183,123.38	144,000.00					31,829.48														358,952.86
AINPTC-1401	602,088.93	555,500.00	238,500.00				171,863.43	14,185.46													1,591,929.82
BECAS 1139									515,886.00	569,839.00	90,507.75	51,000.00			5,272.00	13,847.05		14,324.00			1,260,775.80
AREP 1402	2,458.19	96,000.00					27,519.98														125,978.17
BECAS 2140									130,800.00	52,800.00		6,000.00			4,615.00	10,000.00					204,215.00
BECAS 1140									762,375.10	332,387.49	1,306.10	34,362.16	33,034.40		16,207.83	25,845.91					1,205,610.99
BECAS 2603									2,165,345.27	783,241.87	1,560.32	51,022.75	100,723.02		96,860.69	25,337.96		21,490.63			3,195,983.51
UJATAB-CAJ-415448775516					231,377.35	66,576.05	39,865.36								555,171.84						887,010.60
AINPTC 1938	22,643.74																				22,643.74
AINPTC 2245	157,925.63																				157,925.63
AINPTC 2373	238,705.01	132,000.00	66,514.00				61,693.00	5,402.00													494,314.01
AREP-2388	230,193.23	144,000.00	84,000.00				35,339.50														493,447.73
AINPTC 2447	39,301.61																				39,301.61
INPTC 2523	6,912.50	88,000.00					2,562.00														99,474.50
RAPTCPO 2529																					356,201.61
AINPTC 2582	2,558,834.43	1,435,480.00	391,480.00		4,085.93		159,498.97	5,000.00													4,555,349.33
AREP 2727	296,132.49	144,000.00					38,576.15														439,676.64
AINPTC 2974	198,785.47	144,000.00	78,000.00			857.44	16,753.11														438,397.02
AINPTC 2248	70,280.22																				70,280.22
AREP 2359	22,720.00																				22,720.00
BECAS 1592									537,690.00	267,548.00		99,600.00			15,098.00	29,690.03					949,936.03
BECAS 1593									2,711,859.40	1,208,515.29	964.90	76,705.47	81,042.12		70,276.97	39,967.42					4,189,287.57
BECAS 1594									295,910.27	517,966.86					8,500.00	10,996.34					794,373.47
2935							26,887.95														26,887.95
RAPTCPO 1498							45,938.90														63,977.63
AREP 445	143,888.68	72,000.00																			215,699.68
AREP 1680	55,467.25	144,000.00					4,898.00														204,365.25
RAPTCPO 1836																					294,651.33
AINPTC 1905	137,413.85	288,000.00					69,291.24	5,000.00													499,704.89



UNIVERSIDAD JUÁREZ AUTÓNOMA DE TABASCO
PROGRAMA DE MEJORAMIENTO DEL PROFESORADO
INFORME FINANCIERO ACUMULADO No. 98
 Con corte al: 31 de Marzo de 2016

RUBROS	Fomento a la Gen. y Aplic. del Conoc.	Becas de Fomento a la Perm.	Recon. a la Calidad del Trabajo	Apoyo Mensual Complem.	Servicios	Materiales	Bienes Muebles	Acervos Bibliog.	Manutención	Cuota Compens.	Inscripcion	Colegiatura	Seguro Médico	Instalacion	Transporte y Viáticos	Material Didactico	Beca Tesis	Graduación y Titulación	Serv. Educ.	TOTAL	
Anexos																					
RAPTCPD 2204						5,108.23														5,108.23	
AREP 2935							2,488.00														2,488.00
AINPTC 0090	271,653.28	144,000.00					6,545.96	4,236.00													376,635.26
AINPTC 0401	5,960.85																				5,960.85
RAPTCPD 420							108,259.74														108,259.74
BECA 2049									595,410.00	119,062.00						10,940.00					725,432.00
BECA 1978									247,044.00	347,500.00	12,500.00	107,500.00			5,000.00	10,000.00					729,544.00
BECA 1829									181,550.00	166,632.00					5,000.00	9,999.25					386,281.25
RAPTCPD 1624					3,450.00	2,758.97	383,166.05	5,000.00													404,377.02
RAPTCPD 1902							14,034.76	61,304.98													1,172,747.76
AREP 2417	1,170,167.73	456,454.42	281,000.00		9,064.60	23,415.48	350,557.28	2,800.00													2,293,462.92
AINPTC 2598	1,349,017.02	504,000.00	387,000.00		7,355.40		233,756.76	10,368.50													2,471,520.68
AINPTC 3088							25,891.27														73,891.27
AREP 2731	41,500.30		60,000.00				15,914.00														117,414.30
AREP 3189	731,967.15	288,000.00	224,000.00		2,000.00		139,237.89	13,616.00													1,399,021.04
BECAS 3190									1,271,550.00	1,200,654.00	15,970.00	466,500.00			20,000.00	48,921.75		570.00			3,025,165.75
AINPTC 1233	54,088.91																				54,088.91
AINPTC 1837	518,432.19	144,000.00				3,998.88	35,225.01														701,656.08
RAPTCPD 3047					4,000.00	4,149.05	678,584.20	50,781.00													737,514.25
AINPTC 3188	476,927.77		60,000.00		6,000.00		31,981.88	8,017.42													584,932.07
AREP 3575	215,346.42						39,797.13														255,143.55
RAPTCPD 1833	249,229.54						25,645.94	5,840.00													280,706.48
UAJ-CA-15/ CA-176					195,107.01	67,106.42	36,342.30	9,994.54			7,960.00				159,666.86	5,500.00					482,607.13
AREP 3985	535,721.32	150,000.00	120,000.00				79,987.42														885,708.74
BECAS 4312									958,112.00	1,078,128.00	1,500.00	161,100.00			14,072.50	36,625.97					2,250,538.47
BECAS 4311									946,178.17	274,284.68	35,569.72		33,649.05		41,249.40	19,833.80					1,350,704.62
RAPTCPD 3661					35,676.00		1,674,904.30	58,964.46													1,769,544.76
AINPTC 3984	34,660.75	72,000.00					30,338.92	9,661.08													146,960.75
AREP 4303	566,627.16	144,000.00	119,000.00				44,516.45	21,885.00													896,028.61
AREP 4376	171,869.32	552,000.00			10,040.26		462,827.34	56,694.75													1,253,451.67



UNIVERSIDAD JUÁREZ AUTÓNOMA DE TABASCO
PROGRAMA DE MEJORAMIENTO DEL PROFESORADO
INFORME FINANCIERO ACUMULADO No. 98
 Con corte al: 31 de Marzo de 2016

RUBROS	Fomento a la Gen. y Aplic. del Conoc.	Becas de Fomento a la Perm.	Recon. a la Calidad del Trabajo	Apoyo Mensual Complem.	Servicios	Materiales	Bienes Muebles	Acervos Bibliog.	Manutención	Cuota Compens.	Inscripcion	Colegiatura	Seguro Médico	Instalacion	Transportes y Viaticos	Material Didactico	Beca Tesis	Graduación y Titulación	Serv. Educ.	TOTAL
<i>Anexos</i>																				
RAPTCPD 4963					2,001.00	11,300.00	1,018,351.38	96,008.00												1,127,660.38
BECAS 5301									764,629.50	313,739.49	5,886.39	16,811.07	40,179.06		15,100.61	17,220.00				1,176,366.12
BECAS 5407									238,776.00	170,643.00										410,421.00
BECAS 5500									691,950.02	180,706.03	99,784.70	137,568.24	30,488.00			12,130.00				1,161,647.99
AINPTC 7315	852,200.77	216,000.00					78,076.28	13,335.00												1,159,612.05
AIRCA 1066 CA/561222/18185/191			264,000.00		4,998.60	278,748.85	273,488.25	9,516.00			19,400.00				287,560.29		69,906.00			1,014,419.40
BECAS 5546									523,152.00	888,788.00	16,800.00	237,597.00			14,279.00	30,000.00				1,710,553.00
AINPTC 3702	1,353,739.22	797,560.01					395,512.41	17,978.52												2,828,799.76
AREP 3705	518,556.22	72,000.00	168,000.00		36,000.00		39,861.78	9,200.00												807,618.00
RAPTCPD 4456																				1,085,098.59
BECAS 5538									1,148,760.40	522,968.18	7,470.00		26,733.00		32,900.00		91,151.00			1,732,391.58
AIRCA 6860 CA/228/229/230/234/2			60,000.00			85,250.00	59,788.72	8,000.00							79,145.22					486,654.94
AINPTC 6695	107,152.91	144,000.00					183,577.28													502,730.19
AINPTC 3663	3,535,861.11	1,949,000.00	515,000.00			8,697.00	1,560,181.63	67,748.55												7,636,298.29
AIRCA 2152 CA/220115/117187					47,326.02	218,343.87	190,382.82				23,124.00				319,674.70		192,000.00			990,651.41
AINPTC 4379						9,012.00	1,084,439.84	12,458.00												1,105,909.94
AIRCA 4610 CA/237239					65,876.00	20,903.23	62,817.32				9,800.00				138,483.73		45,000.00			340,680.28
AINPTC 8115	1,777,541.77	570,000.00	225,000.00		4,000.00	332.20	252,620.92													2,869,494.89
AINPTC 8116	103,843.48	72,000.00					47,037.06	4,999.93												227,880.48
AINPTC 9747	211,266.07	72,000.00					34,488.88	4,000.00												321,764.95
AIRCA 4884 CA-195						166,822.69														166,822.69
PIPRMEPI03.5/1					10,000.00	1,400.00		15,600.00							53,830.03		69,783.09			150,593.12
3/5266 CA.240/1/5						234,292.06	182,586.10				3,481.18				79,007.20		20,000.00			659,225.31
PIPRMEPI03.5/1					149,848.77															160,117.70
3/9073 CA.210						80,117.72	79,989.99													160,117.70
PIPRMEPI03.5/1																				1,208,071.68
3/5781										775,859.82		357,407.37			65,606.39	9,198.10				1,208,071.68
PIPRMEPI03.5/1						468,024.00		1,505,630.00		3,575.00		61,855.00			6,377.95					2,042,461.99
3/6525							720,770.00	520,915.21		7,678.14		48,410.45	24,244.94		98,154.26	33,204.62				1,454,377.62
PIPRMEPI03.5/1										238,650.00		12,697.96	67,876.74		16,925.30	20,000.00				364,962.32
3/6635																				1,265,862.65
PIPRMEPI03.5/1						13,829.24	1,219,885.41	31,948.00												1,265,862.65
3/6636																				8,812.32
PIPRMEPI03.5/1																				1,265,862.65
3/6642																				8,812.32
PIPRMEPI03.5/1	2,840,442.19	3,386,458.00	352,971.97			28,100.95	2,257,151.27	120,560.00												8,795,684.38
3/7044																				8,795,684.38



UNIVERSIDAD JUÁREZ AUTÓNOMA DE TABASCO
PROGRAMA DE MEJORAMIENTO DEL PROFESORADO
INFORME FINANCIERO ACUMULADO No. 98
 Con corte al: 31 de Marzo de 2016

RUBROS	Fomento a la Gen y Aplic. del Conoc.	Becas de Fomento a la Perm.	Recon. a la Calidad del Trabajo	Apoyo Mensual Compl.	Servicios	Materiales	Bienes Muebles	Acervos Bibliog.	Manutención	Cuota Compens.	Inscripción	Colegiatura	Seguro Médico	Instalación	Transporte y Viáticos	Material Didáctico	Beca Tesis	Graduación y Titulación	Serv. Educ.	TOTAL
Anexos																				
PIPROMEPI03.51	44,061.56	24,000.00					39,339.76													107,407.32
PIPROMEPI03.51	299,966.67	66,000.00					66,075.64													402,044.31
3.9540					126,999.99	69,998.38			29,064.00	31,500.00							4,000.00			261,562.37
DSA/103.51/4/5380									130,788.00	141,750.00	9,000.00	39,610.00			5,000.00					326,148.00
DSA/103.51/4/7266						1,940.00	849,832.07	24,999.90												876,771.07
DSA/103.51/4/19352	367,256.46	5,000.00	105,000.00			137,200.06	107,873.61								36,892.00					753,226.15
DSA/103.51/4/1341					33,150.00	37,756.98	12,260.04								2,756.00		10,000.00			95,923.02
DSA/103.51/4/1765					45,000.00										27,392.03		22,958.06			95,250.03
DSA/103.51/4/1676							82,916.63													82,916.63
DSA/103.51/4/8092							29,896.00													29,896.00
DSA/103.51/4/3048							28,468.00													28,468.00
DSA/103.51/5/6416									115,256.00	65,472.00		4,300.00								186,028.00
DSA/103.51/5/6600									285,250.00	70,860.00	10,254.75		8,910.56		20,546.50	16,850.00				424,671.81
DSA/103.51/5/6693	79,506.38	30,000.00				46,633.66		2,000.00												158,139.04
DSA/103.51/5/1045		30,000.00																		30,000.00
2																				
1					52,381.60										32,729.34					84,510.94
TOTAL POR RUBRO	25,281,081.93	17,637,452.83	3,834,665.97	1,098,000.00	4,849,226.52	1,891,903.29	29,763,354.16	1,184,473.38	42,041,051.51	24,389,444.74	2,174,302.73	6,475,111.96	808,292.86	201,253.41	4,431,714.87	1,454,563.53	534,778.00	309,944.97	165,390.46	168,015,808.21

DRA. DORA MARIA FRIAS MARQUEZ
 RESPONSABLE INSTITUCIONAL DEL PRODEP

DR. JOSE MANUEL PINA GUTIERREZ
 RECTOR